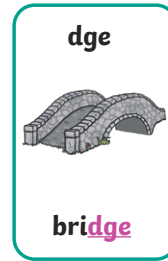


Pupil Workbook

Level 6 Week 2

Name: _____

The /j/ Sound Family		
j	dge	ge




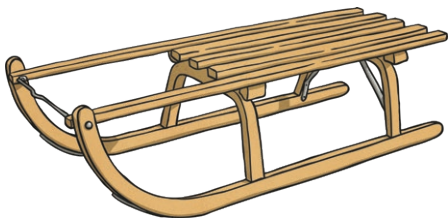
1. Write the common exception words.

Which is the tricky part of the word? Why is that part tricky? Colour the tricky part in a different colour. Write the word two more times.

bought

favourite

2. Spell the words.



3. Answer the questions.

Read these silly questions and answer them by circling 'yes' or 'no'.

Could a badge eat an orange? yes no

Would a large hedge fit in your sock? yes no

Could you go fast on a sledge? yes no

Level 6 Week 2 Lesson 2

Focus: **dge** and **ge** saying /j/

The /j/ Sound
Family

j

dge

ge

1. Read and match.

Read the clues and draw a line to match the clue to the correct picture.

Clue 1

You might see me at the edge of the garden or hiding in a hedge. I have wings and I fly in the sky.

What am I?



Clue 2

I have a badge on my uniform and I change into my uniform when I hear the alarm. We can help in a range of ways: fighting large fires or helping people.


Who am I?



Clue 3

My jobs are to put oil on the hinges of the gates and sweep up the leaves. I have to cut the large hedges around the park. I make a cup of tea in the lodge and keep my range of tools in there, too.

Who am I?



Clue 4

I change from my normal clothes into my orange top, cape and boots. People think it is strange when I disappear. It would be a surprise if they knew who I was! I dodge the baddies and try to catch them.

Who am I?



1. Read the story.

Highlight all of the words that contain the /j/ phoneme.

j dge ge

When it snows, Jess and I like to go on our orange sledges and do jumps and tricks. There is a large hill near our house and we like to go to the top and go down very quickly. We have to go around the edge of the park to get there. It gets very cold so we put on our jumpers and jackets.

At the bottom of the hill, there is a grass verge and a large hedge. We have to jump off to dodge it. Once, I had to barge Jess out of the way and she got stuck in the hedge. It was very strange seeing her legs poking out. I made a joke about it but Jess did not like it. Luckily, she soon saw the funny side.

2. Sort the words.

Sort the words from the story into the table.

j	dge	ge

1. Write the common exception words.

Which is the tricky part of the word?

bought

favourite

2. Write a word that uses each grapheme.

Use the spelling rules to help you decide how to spell each word. Fill in the table below. Can you think of a word for each box? Check your spellings with a dictionary.

Use j when...	Use dge when...	Use ge when...
<ul style="list-style-type: none"> • it is at the start or in the middle of a word. 	<ul style="list-style-type: none"> • it is at the end of a word. • it is after a short vowel sound. 	<ul style="list-style-type: none"> • it is at the end of a word. • it is after a consonant. • it is after a vowel digraph.

j

dge

ge

Focus: **dge** and **ge** saying /j/

1. Write the sentence your teacher says.

Think carefully about which graphemes to use to spell the words.

How confident do you feel?



Level 6 Week 2 Additional Activities

Focus: **dge** and **ge** saying /j/

The /j/ Sound Family



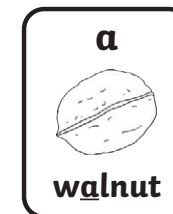


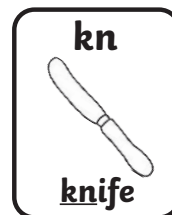

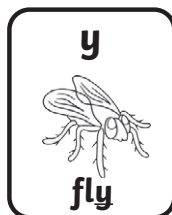
j

dge

ge

1. Write your own silly sentence.

Use words containing the **dge** and **ge** graphemes.



Level 6 Week 2 Additional Activities

Focus: **dge** and **ge** saying /j/

The /j/ Sound
Family

j

dge

ge

2. Practise spelling the focus words.

Look and Say	Look, Say and Write	Cover and Write	Check
edge			
hedge			
badge			
bridge			
change			
large			
orange			
challenge			
bought			
favourite			